

2A GRAMMAR *a / an; plurals; this / that / these / those*

a Complete the phrases with *a, an* or *—*.

1 They're — pens.

2 They're — stamps.

3 It's — wallet.

4 It's — identity card.


5 This is — address book.

6 It's — umbrella.


7 This is — credit card.

8 They're — watches.


b Look at the pictures. Write a question with *this, that, these, or those* and complete the answers.



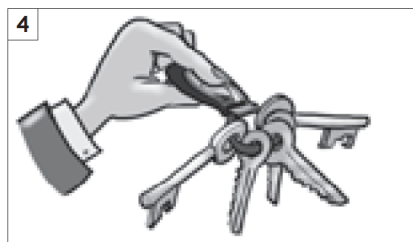
1 *What's that?*
It's a table.



2 *What are those?*
They're books.




3 ?
 DVD.



4 ?
 keys.



5 ?
 hotel.




6 ?
 diary.



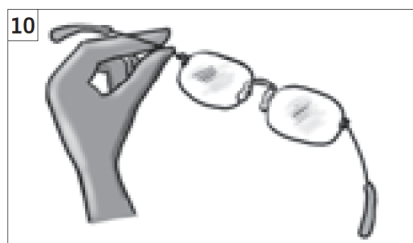
7 ?
 mobile phone.




8 ?
 dictionaries.




9 ?
 printer.



10 ?
 glasses.



11 ?
 TV.



12 ?
 tickets.

activation

c **Test your memory.** Cover the sentences and look at the pictures. Take turns to ask and answer.

What's this / that in English?





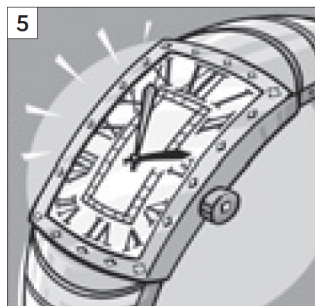
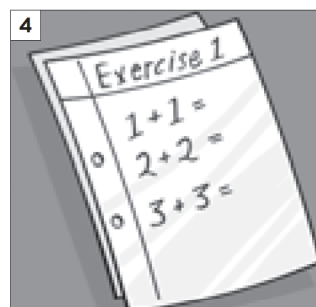

It's a ...

What are these / those in English?

They're ...

2B GRAMMAR adjectives

a Write sentences for pictures 1–12. Use an adjective in the list.



beautiful

cheap

dangerous

easy

fast

expensive

new

rich

long

old

small



1 *He's a rich man.*

2 _____

3 _____

4 _____

5 _____

6 _____

7 _____

8 _____

9 _____

10 _____

11 _____

12 _____

activation

b **Test your memory.** Cover the sentences and adjectives. Look at the pictures and remember the sentences.

2C GRAMMAR imperatives, *let's*

- a** Complete the dialogues with a positive ☐ or negative ☐ imperative using a verb in the list.

~~be~~ be careful be quiet ~~close~~ park slow down take turn off sit down worry

- 1 **A** I'm cold. Close the window, please.
B OK.
- 2 **A** What time is the exam?
B Tomorrow at 9.00. Don't be late!
- 3 **A** This exercise is very difficult.
B _____. I can help you.
- 4 **A** This city is very dangerous at night. Please _____.
B OK.
- 5 **A** _____ here!
B Why not?
A It's a bus stop.
- 6 **A** _____ the TV and finish your homework!
B OK, Dad.
- 7 **A** _____ photos!
B Why not?
A Look at that sign. 'No photographs in the museum.'
- 8 **A** _____ and open your books.
B What page is it?
A Page 22.
- 9 **A** _____, please. This is a library!
B Sorry.
- 10 **A** _____! The limit is 60 kph on this road.
B I know, but we're very late!

- b** Complete the dialogue with *Let's ...* and a verb in the list.


ask go home have have park ~~stop~~

- | | |
|--|---|
| 1 A I'm tired.
B OK. <u>Let's stop</u> and sit down. | 4 A Look. The hotel is over there.
B OK. _____ in that car park. |
| 2 A I'm hungry.
B Me too! _____ a sandwich in that café over there. | 5 A Where's the bus station?
B I don't know. _____ that man. |
| 3 A It's very late.
B Yes. _____. | 6 A I'm very thirsty.
B Me too. _____ a drink in that bar. |

activation

- c** Practise the conversations on this page with a partner.

2A COMMUNICATIVE Mystery objects



2B COMMUNICATIVE Can you name...?

- a** Write your answers in the first column.

	ME	MY PARTNER
an expensive watch		
a dangerous sport		
a long name		
an old song		
a very rich person		
a poor country		
a high mountain		
a blonde actress		
a hot drink		
a fast car		
a difficult language		
a strong drink		
a young musician		
a cold place		
a very good-looking actor		

- b** Say your answers to a partner, but in a different order. Your partner writes them in the **MY PARTNER** column.

Japanese. (A difficult language?)

That's right.

- c** Where you have two different answers, make sentences in the plural.


A Ferrari and a Lamborghini are fast cars.

2C COMMUNICATIVE Dominoes

This is a library.	This room is very hot.
Turn on the air conditioning.	I'm thirsty.
Let's have a drink.	I'm tired.
Sit down.	I'm hungry.
Have a sandwich.	My camera's expensive.
Please be careful with it.	This road is dangerous.
Slow down, please.	It's cold.
Close the window.	What's the matter?
I'm worried.	Let's go for lunch.
Good idea!	Don't go in there!
That room is private.	It's 3 o'clock in the morning!
Please turn off the music.	I'm sad.
Cheer up!	Turn left.
Where? At the hotel?	Don't eat or drink in here.

2A VOCABULARY Common objects

● Look at the **ANAGRAMS**. Order the letters and write the words. Match them to pictures 1–15. Use *a / an* with the singular nouns.



ANAGRAMS

- a enidytit arcd
- b oicn
- c urpes
- d tcwha
- e teawll
- f life
- g crossiss
- h emnaigza
- i platpo
- j salsseguns
- k yek
- l riady
- m ckitet
- n pamst
- o erumball

- a an identity card 7
- b _____
- c _____
- d _____
- e _____
- f _____
- g _____
- h _____
- i _____
- j _____
- k _____
- l _____
- m _____
- n _____
- o _____

2B VOCABULARY Opposite adjectives race

a Write the opposite adjectives.

	OPPOSITE
1 expensive	_____
2 fast	_____
3 dirty	_____
4 easy	_____
5 near	_____
6 fat	_____
7 high	_____
8 wrong	_____
9 rich	_____
10 good	_____
11 beautiful	_____
12 weak	_____
13 empty	_____
14 blonde	_____
15 tall	_____
16 young	_____

b Test your partner.

What's the opposite of 'strong'?

2C SONG Please Don't Go

a (173)) Listen to the song. Are the words in **bold** right or wrong? Tick (✓) or cross (✗) the lines.

Please Don't Go

Verse 1

Babe, I **love** you so
I want you to **understand**
That I'm gonna miss your love
The minute you **run** out that door

Chorus

So please **don't** go, don't go
Don't go away
Please don't go, don't **worry**
I'm begging you to **come**

If you live, at least in my lifetime
I had one **dream** come true
I was blessed to be loved
By someone as **beautiful** as you

Chorus

So please don't go, don't go
Don't go away
Hey hey hey
I **need** your love
I'm **up** on my knees
Beggin' please, please, please don't go
Don't you hear me **girl**?
Don't leave me **here**
Oh no, no, don't go, please don't go
I want you to know that
I love you so

Answers

- | | | |
|----|-------------------------------------|-------------------|
| 1 | <input checked="" type="checkbox"/> | _____ |
| 2 | <input checked="" type="checkbox"/> | <i>know</i> _____ |
| 3 | <input type="checkbox"/> | _____ |
| 4 | <input type="checkbox"/> | _____ |
| 5 | <input type="checkbox"/> | _____ |
| 6 | <input type="checkbox"/> | _____ |
| 7 | <input type="checkbox"/> | _____ |
| 8 | <input type="checkbox"/> | _____ |
| 9 | <input type="checkbox"/> | _____ |
| 10 | <input type="checkbox"/> | _____ |
| 11 | <input type="checkbox"/> | _____ |
| 12 | <input type="checkbox"/> | _____ |

b Listen again. Correct the wrong words with a word from the list.

baby stay down go know
now walk wonderful

GLOSSARY

babe = baby (a name for a person you love)
gonna = going to (future)
miss = feel sad after a person goes
the minute = at the same time
dream come true = very happy moment
blessed = lucky
wonderful = very good

SONG FACTS

Please Don't Go was a number 1 in the US in 1979 for American group KC and the Sunshine Band. The song was also a hit for three other bands between 1992 and 2008.

